

# ETD SUBMISSION INSTRUCTIONS

## LOGIN

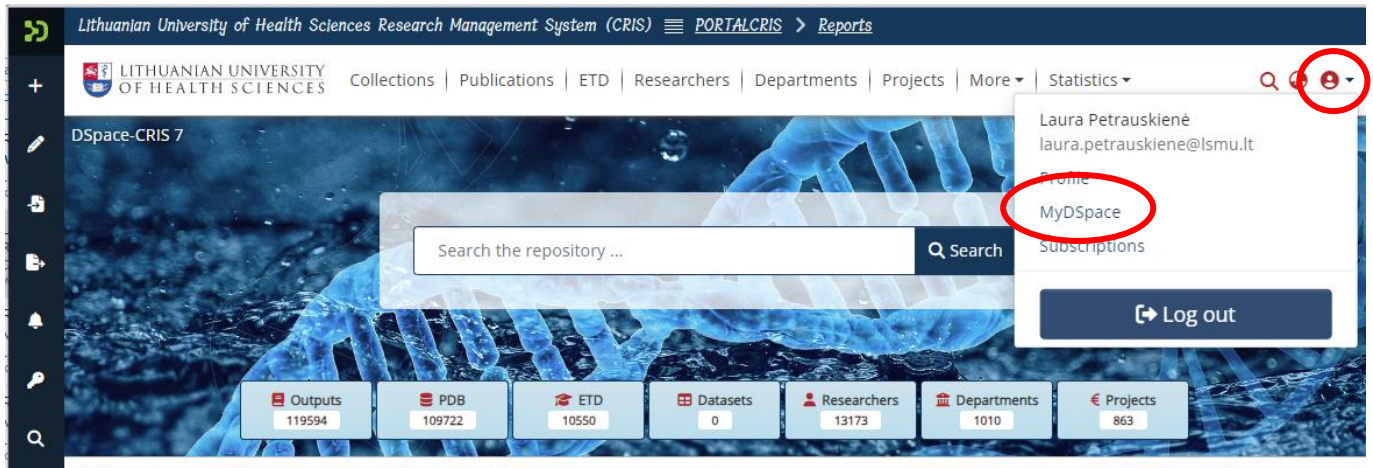
Go to CRIS (<https://lsmu.lt/cris/home>).

Click **Log in**. Use your LSMU User name and password.



## SUBMISSION OF ETD WORK

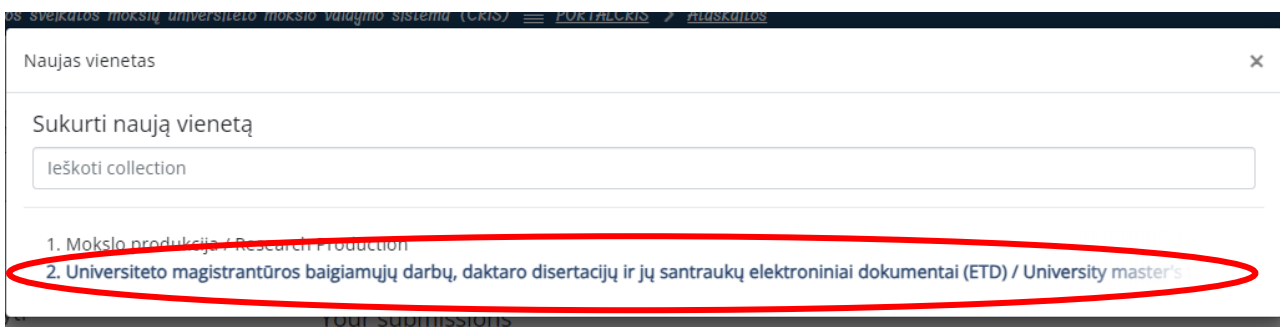
Click on User Profile, then select **MyDSpace**.



Click on New Submission, select **ETD**.

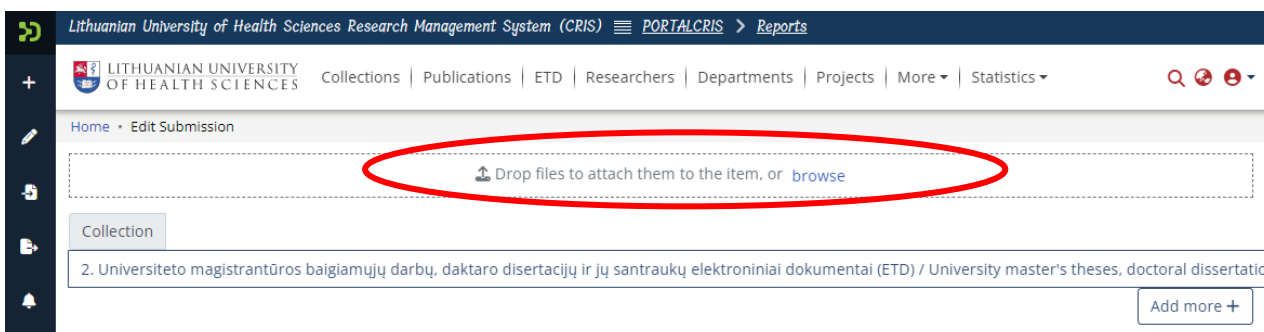


Select **2. Universiteto magistrantūros baigiamųjų darbų, daktaro.....** collection.



## SUBMISSION ETD

Submit the ETD work file in Adobe System **PDF format**. Title must be your surname, for example: Gonzales.pdf



## INFORMATION ABOUT ETD (METADATA)

### 1. Autorius / Author. Click + Add more.

Write your surname in the line Autorius, example: **Surname, Name**.

In the Prieskyra field select your department. If there are two department names, choose the code that starts with the letter U.

Click **Add**.

Autorius

Autorius \* PID Prieskyra

Pavardė, Vardas PID kardiologijos klinika

Kardiologijos klinika (U524200) ←

Kardiologijos klinika (K110000)

### 2. Darbo vadovas / Thesis advisor. Click + Add more.

Write surname of Supervisor in the line Vadovas, select your supervisor from the list. Click **Add**.

mokslų valdymo sistema (CRIS) PORTALCRIS > Ataskaitos

Vadovas

Vadovas \* PID

Vadovas PID

Uždaryti Pridėti

### 3. Kita atsakomybė / Other Contributor

Write the surname of the reviewer in the line Kita atsakomybė and select your reviewer from the list. Select the type of responsibility from the list. Click **Add**. The same applies with a consultant, if you have one.

mokslų valdymo sistema (CRIS) PORTALCRIS > Ataskaitos

Kita atsakomybė

Kita atsakomybė \* PID Atsakomybės rūšis

Kita atsakomybė PID

ieškoti

Recenzentas / Reviewer

Oponentas / Opponen Recenzentas / Reviewer

Konsultantas / Consulta...

Komisijos pirmininkas / ...

Komisijos narys / Com...

Komisijos sekretorius / ...

Pridėti lauką / Add field

#### 4. Komisija / Committee

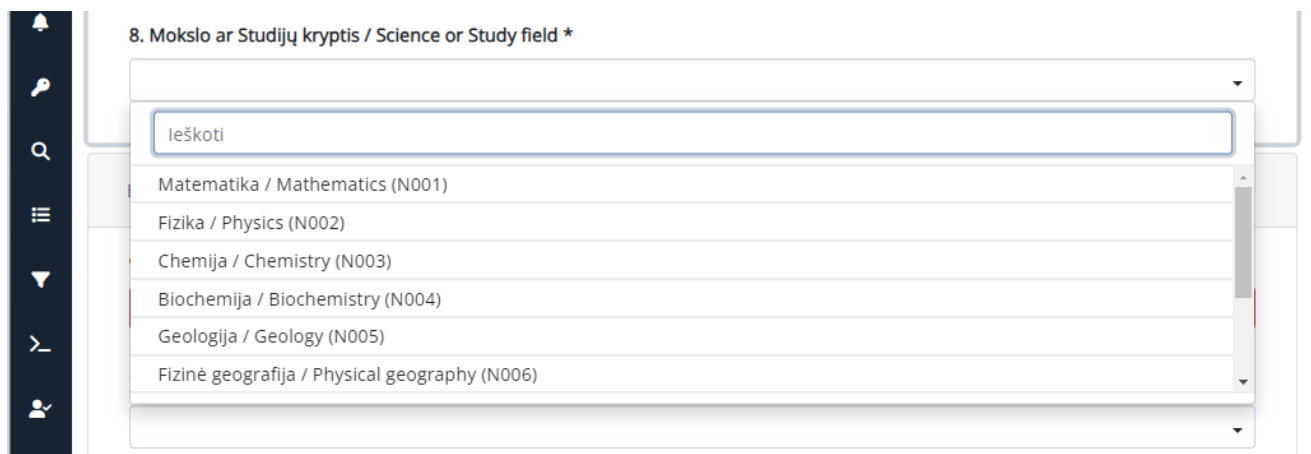
Select the committee from the list.

#### 5. Gynimo data / Date of thesis defence

Write the defence date of your thesis.

#### 6. Mokslo ar Studijų kryptis / Science or Study field

Select a science field from the list:



8. Mokslo ar Studijų kryptis / Science or Study field \*

ieškoti

- Matematika / Mathematics (N001)
- Fizika / Physics (N002)
- Chemija / Chemistry (N003)
- Biochemija / Biochemistry (N004)
- Geologija / Geology (N005)
- Fizinė geografija / Physical geography (N006)

#### 7. Dokumento rūšis / Type

Select the type of your thesis from the list:

Hierarchinis reikšmių medis

×

Select a subject to add as search filter

ieškoti Išvalyti

type::text::thesis::bachelor thesis

type::text::thesis::doctoral thesis

type::text::thesis::master thesis

type::text::thesis::professional thesis

#### 8. Darbo kalba / Language

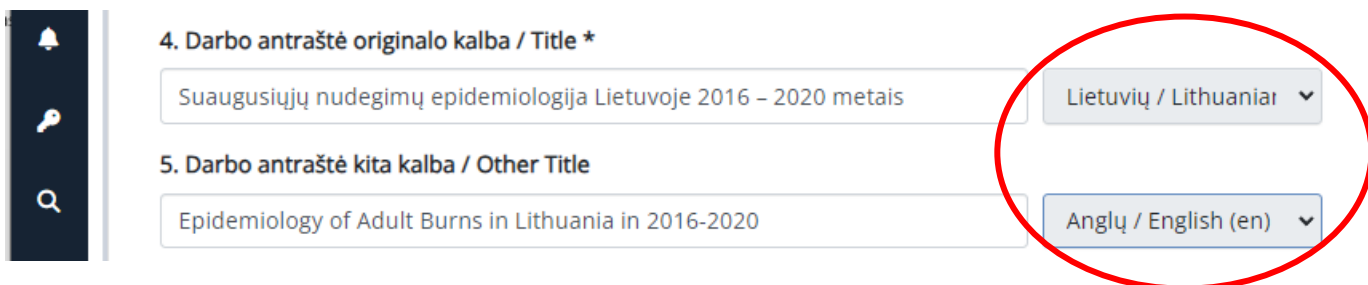
Select the language of your thesis.

## 9. Darbo antraštė originalo kalba / Title

## 10. Darbo antraštė kita kalba / Other Title

**Important!** Write the titles according to these rules: in Lithuanian, only the first word and proper nouns are written in capital letters. In English, all words in the title must begin in capital letter, except conjunctions such as and, or, of, etc.

**Don't forget to select the language!** An example:



4. Darbo antraštė originalo kalba / Title \*

Suaugusiųjų nudegimų epidemiologija Lietuvoje 2016 – 2020 metais

Lietuvių / Lithuanian

5. Darbo antraštė kita kalba / Other Title

Epidemiology of Adult Burns in Lithuania in 2016-2020

Anglų / English (en)

## 11. Santrauka lietuvių ir anglų kalbomis / Abstract

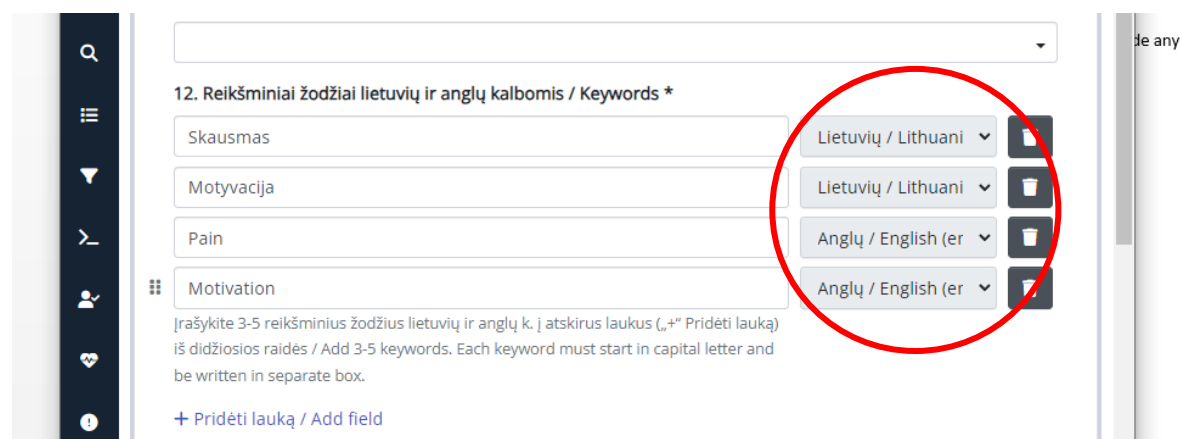
**Important!** Add abstracts in Lithuanian and English separately. After saving the abstract in one language, click + **Add more**. A box will appear for an abstract in another language.

**Don't forget to select the language!**

## 12. Reikšminiai žodžiai lietuvių ir anglų kalbomis / Keywords

Add 3-5 keywords. Each keyword must start in capital letter and be written in a separate box.

**Don't forget to select the language!**



12. Reikšminiai žodžiai lietuvių ir anglų kalbomis / Keywords \*

Skausmas

Motyvacija

Pain

Motivation

Lietuvių / Lithuanian

Lietuvių / Lithuanian

Anglų / English (en)

Anglų / English (en)

Įrašykite 3-5 reikšminius žodžius lietuvių ir anglų k. į atskirus laukus („+“ Pridėti lauką) iš didžiosios raidės / Add 3-5 keywords. Each keyword must start in capital letter and be written in separate box.

+ Pridėti lauką / Add field

## 13. Darbo apimtis / Pages

Enter the number of pages, e.g., **66 p.**

Confirm the license agreement and click **Deposit**.

## AFTER SUBMISSION

After the librarian checks the metadata of your uploaded work, you will receive an e-mail from the responsible employee stating that the work has been uploaded successfully or that you need to correct some of the data.

**Important!** Forward the link to the persons responsible for your work (a supervisor, reviewers).

If you have found any mistakes and need to reupload your work, or have any questions regarding the submission of the ETDs, please contact the responsible staff: (+370 37) 39 60 43 or

[laura.petrauskiene@ismu.lt](mailto:laura.petrauskiene@ismu.lt)